

**CPM  
CONDITIONER**



**CALIFORNIA  
PELLET MILL**

*Your Partner in Productivity*

**KNOWLEDGE  
THE CPM  
ADVANTAGE**

CPM feeders and conditioners are manufactured to provide optimum mixing and conditioning for steam and other liquids. Select the right model to reach your retention time requirements. Energy efficient direct drive gear reducers provide a clean installation. The special discharge array provides uniform flow into the pellet mill.





**CPM Model      Conditioning Diameter X Length\*      Standard HP\*\***

18INF6.5	18" x 6.5' (457 x 1981 mm)	7.5
18INF8.5	18" x 8.5' (457 x 2591 mm)	10
18INF10	18" x 10' (457 x 3048 mm)	15
24LTC8	24" x 8' (610 x 2438 mm)	15
24LTC10	24" x 10' (610 x 3048 mm)	20
24LTC12	24" x 12' (610 x 3658 mm)	25
30LTC10	30" x 10' (762 x 3048 mm)	25
30LTC13	30" x 13' (762 x 3962 mm)	30
30LTC16	30" x 16' (762 x 4877 mm)	40
36LTC10	30" x 10' (914 x 3048 mm)	30
36LTC13	36" x 13' (914 x 3962 mm)	40
36LTC16	36" x 16' (914 x 4877 mm)	50
36LTC20	36" x 20' (914 x 6096 mm)	75

**\*Approximate dimensions**

**\*\* Long retention shafts @ standard RPM**



## FEATURES

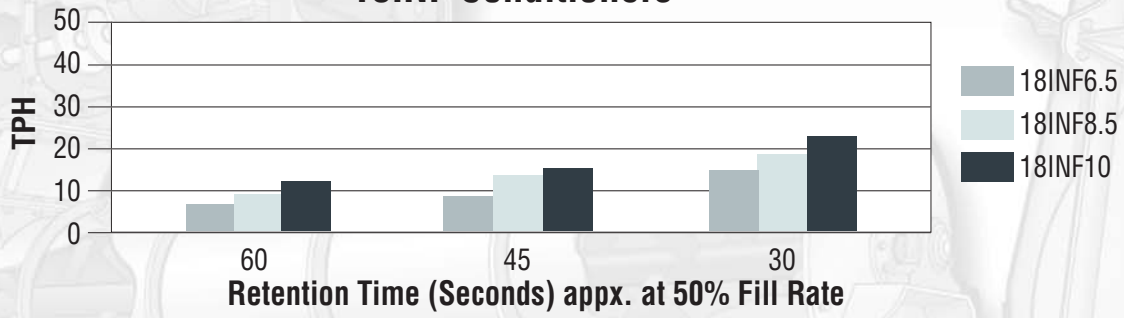
- High velocity, low volume steam addition
- Wide, adjustable picks
- Multiple diameters and lengths
- Single or stacked configurations
- Hinged inspection covers
- Shaft-mounted gear-reducer drives
- 80 to 300 RPM shaft speeds

## BENEFITS

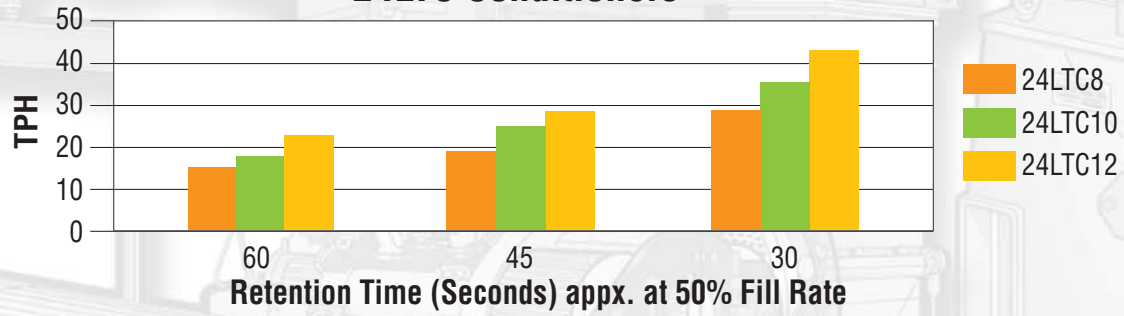
- Excellent moisture absorption and temperature increase
- Optimize mixing and retention times
- Match capacity with conditioning time
- Flexibility for plant layout and desired retention times
- Easy access for pick settings/adjustments
- Clean design for installation, reliable drive
- Maximize conditioning/mixing for steam, water and other liquids



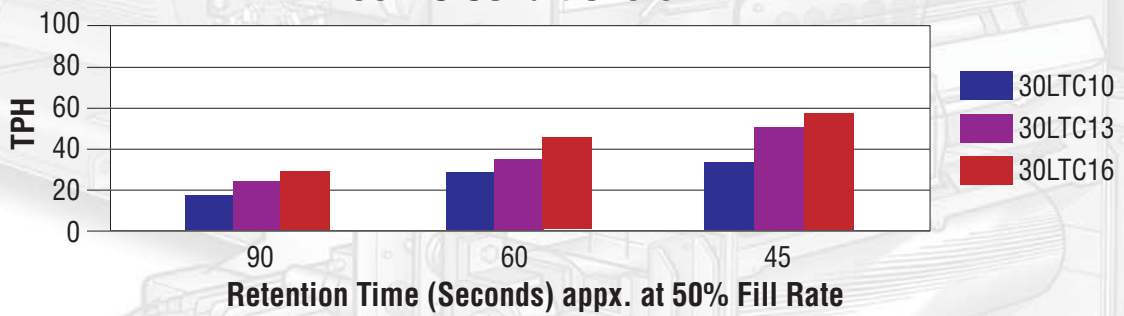
## 18INF Conditioners



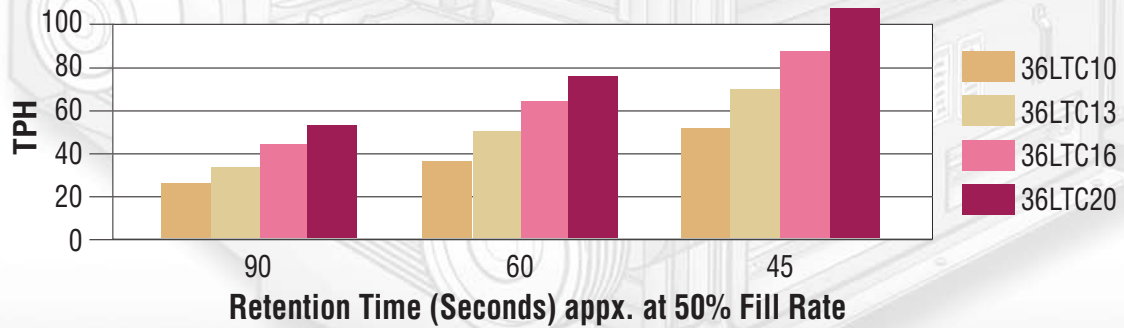
## 24LTC Conditioners



## 30LTC Conditioners



## 36LTC Conditioners



WWW.CPM.NET | 800-428-0846  
CRAWFORDSVILLE, IN